



1. I have been told about the study and I know why it is being done and what to do. I know that I do not have to do it if I do not want to. If I have questions I can ask my teacher. I know that I can stop at any time.		
	Response Percent	Response Count
I understand and will begin the survey. <div></div>	100.0%	51
I would rather not do it.	0.0%	0
	answered question	51
	skipped question	0



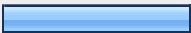


2. Where do you go to school?

	Response Percent	Response Count
IS 53	0.0%	0
IS 109	0.0%	0
IS 137	0.0%	0
IS 192	0.0%	0
IS 210	100.0%	51
IS 226	0.0%	0
IS 238	0.0%	0
MS 202	0.0%	0
PS 42	0.0%	0
PS 197	0.0%	0
PS 223	0.0%	0
PS/IS 116	0.0%	0
PS/IS 225	0.0%	0
Al-Ihsan Academy	0.0%	0
August Martin HS	0.0%	0
Beach Channel HS	0.0%	0
Business Computer Application HS	0.0%	0
Christ Lutheran School	0.0%	0
Devine Mercy Catholic Academy Elementary and Middle School	0.0%	0
Far Rockaway HS	0.0%	0
Grace Lutheran Day School	0.0%	0
John Adams HS	0.0%	0
Richmond Hill HS	0.0%	0
St. Francis De Sales School	0.0%	0




St. Joachim and Anne	0.0%	0
St. Joseph's Parish Day	0.0%	0
St. Rose of Lima School	0.0%	0
Other	0.0%	0
other school (please specify)		0
answered question		51
skipped question		0

3. What grade are you in?		
	Response Percent	Response Count
6th 	54.9%	28
7th 	45.1%	23
8th	0.0%	0
9th	0.0%	0
10th	0.0%	0
11th	0.0%	0
12th	0.0%	0
answered question		51
skipped question		0




4. How often do you use your computer at home for homework?

	Response Percent	Response Count
I don't have a computer at home	0.0%	0
I don't use my home computer for homework 	12.0%	6
A few times a year 	14.0%	7
About once a month 	28.0%	14
About once a week 	22.0%	11
Almost every night 	24.0%	12
answered question		50
skipped question		1





5. Compared to last year, this year my teachers are using computers...

	Response Percent	Response Count
less 	38.0%	19
about the same amount 	36.0%	18
more 	26.0%	13
answered question		50
skipped question		1






6. Compared to last year, this year students in my grade are using computers...

	Response Percent	Response Count
less 	38.0%	19
about the same amount 	32.0%	16
more 	30.0%	15
answered question		50
skipped question		1





7. During this school year, how much time per week did you spend using computers in your class(es)?

	Response Percent	Response Count
Not at all 	31.4%	16
Less than one period per week 	17.6%	9
1 or 2 periods (or a double period) per week 	33.3%	17
3 to 4 periods per week 	17.6%	9
More than 4 periods per week	0.0%	0
answered question		51
skipped question		0





8. During this school year, I typed up reports and assignments.

	Response Percent	Response Count
Never 	17.6%	6
A few times a year 	26.5%	9
About once a month 	26.5%	9
About once a week 	17.6%	6
Almost every day 	11.8%	4
answered question		34
skipped question		17






9. During this school year, I made spreadsheets and graphs.

	Response Percent	Response Count
Never 	41.2%	14
A few times a year 	29.4%	10
About once a month 	17.6%	6
About once a week 	11.8%	4
Almost every day	0.0%	0
answered question		34
skipped question		17

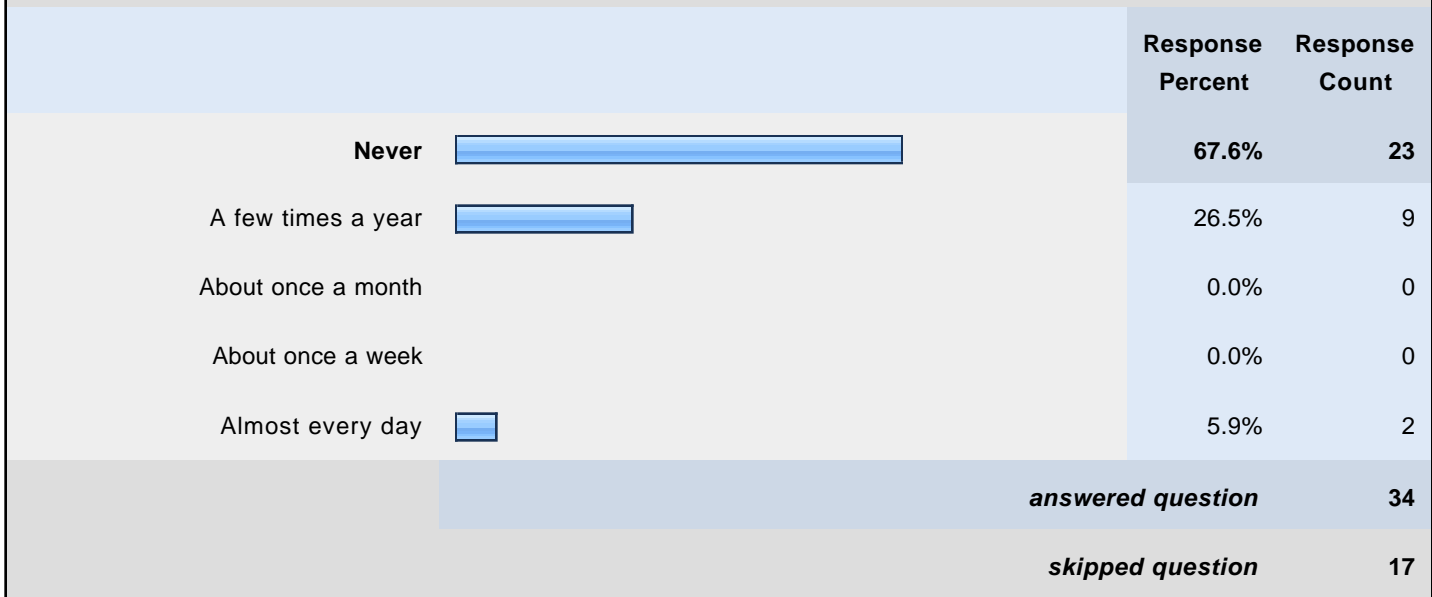
10. During this school year, I used blogs to communicate with other students and teachers

	Response Percent	Response Count
Never 	88.2%	30
A few times a year	0.0%	0
About once a month 	2.9%	1
About once a week 	5.9%	2
Almost every day 	2.9%	1
answered question		34
skipped question		17

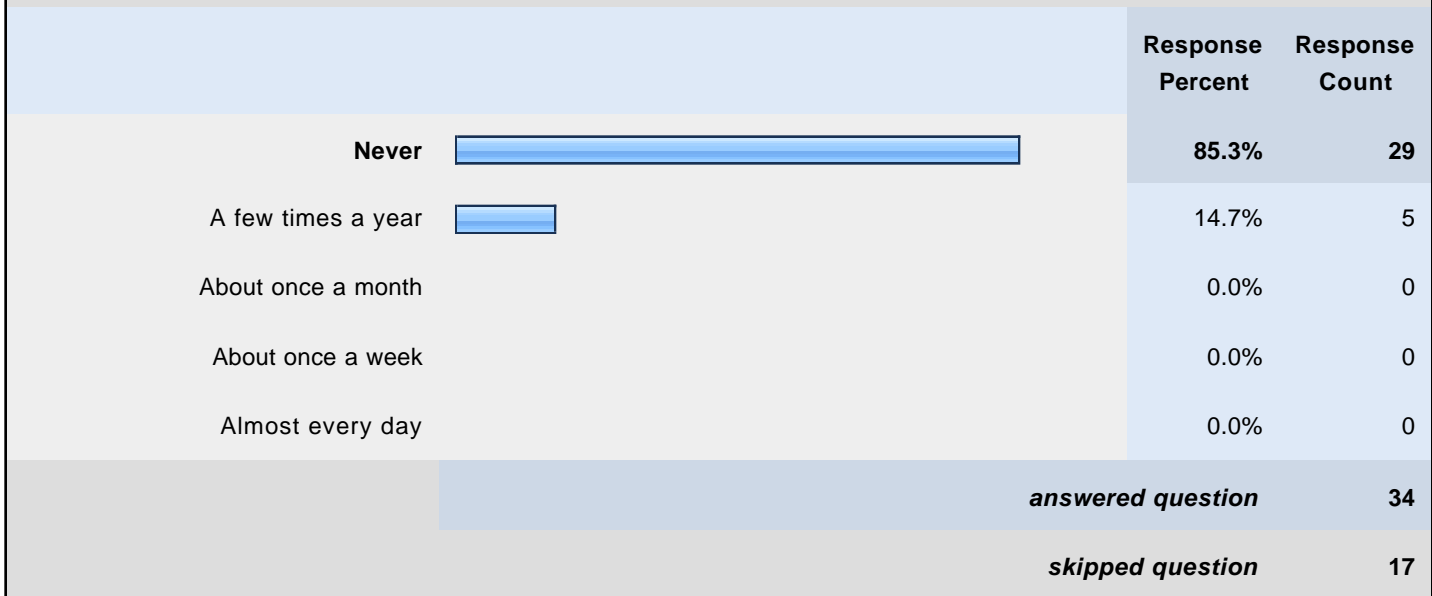
11. During this school year, I did research on the Internet for a report or assignment.

	Response Percent	Response Count
Never 	2.9%	1
A few times a year 	26.5%	9
About once a month 	29.4%	10
About once a week 	35.3%	12
Almost every day 	5.9%	2
answered question		34
skipped question		17



12. During this school year, I made a PowerPoint presentation.








13. During this school year, I used the computer to make a graphic novel.





14. During this school year, I took a test on the computer.

		Response Percent	Response Count
Never		70.6%	24
A few times a year		29.4%	10
About once a month		0.0%	0
About once a week		0.0%	0
Almost every day		0.0%	0
answered question			34
skipped question			17





15. During this school year, I used a computer program to improve my study skills or learning skills.

		Response Percent	Response Count
Never		47.1%	16
A few times a year		38.2%	13
About once a month		8.8%	3
About once a week		2.9%	1
Almost every day		2.9%	1
answered question			34
skipped question			17




16. During this school year, I made or listened to a podcast.

		Response Percent	Response Count
Never		88.2%	30
A few times a year		11.8%	4
About once a month		0.0%	0
About once a week		0.0%	0
Almost every day		0.0%	0
<i>answered question</i>			34
<i>skipped question</i>			17





17. During this school year, I made or edited a webpage or worked in a web environment, like a wikispace.

		Response Percent	Response Count
Never		50.0%	17
A few times a year		29.4%	10
About once a month		2.9%	1
About once a week		17.6%	6
Almost every day		0.0%	0
<i>answered question</i>			34
<i>skipped question</i>			17





18. This school year, I collected data using equipment that go with the computer, like probes or PDAs.

	Response Percent	Response Count
Never 	85.3%	29
A few times a year 	11.8%	4
About once a month	0.0%	0
About once a week 	2.9%	1
Almost every day	0.0%	0
answered question		34
skipped question		17

19. This school year, I made or edited a video or movie.

	Response Percent	Response Count
Never 	79.4%	27
A few times a year 	14.7%	5
About once a month 	2.9%	1
About once a week 	2.9%	1
Almost every day	0.0%	0
answered question		34
skipped question		17

20. During the past school year, I created or contributed to a web-based map or timeline.

		Response Percent	Response Count
Never		61.8%	21
A few times a year		29.4%	10
About once a month		2.9%	1
About once a week		5.9%	2
Almost every day		0.0%	0
		<i>answered question</i>	34
		<i>skipped question</i>	17

21. In which classes do you use technology. (Check all that apply)

	Response Percent	Response Count
Math <input type="checkbox"/>	11.8%	4
Sciences <input type="checkbox"/>	8.8%	3
English Language Arts <input type="checkbox"/>	17.6%	6
Social Studies <input type="checkbox"/>	8.8%	3
Art	0.0%	0
Music	0.0%	0
Physical Education/Gym <input type="checkbox"/>	2.9%	1
ESL or ELL	0.0%	0
Computer Class <input type="checkbox"/>	79.4%	27
Multi-Media <input type="checkbox"/>	2.9%	1
None of the Above <input type="checkbox"/>	5.9%	2
Other (please specify)		0
answered question		34
skipped question		17

22. How well do you know how to use the following equipment, applications or web sites?

	I never tried	I know the basics	I'm pretty good	I'm an expert	Response Count
Digital camera or video	8.0% (4)	22.0% (11)	56.0% (28)	14.0% (7)	50
Audacity or GarageBand	54.0% (27)	26.0% (13)	18.0% (9)	2.0% (1)	50
iMovie or Movie Maker	56.0% (28)	28.0% (14)	16.0% (8)	0.0% (0)	50
Wikispaces	70.0% (35)	20.0% (10)	10.0% (5)	0.0% (0)	50
Teacher/Class Blogs	76.0% (38)	24.0% (12)	0.0% (0)	0.0% (0)	50
Comic Life	60.0% (30)	30.0% (15)	6.0% (3)	4.0% (2)	50
answered question					50
skipped question					1

23. How much do you agree with these statements?

	Strongly Disagree	Disagree	Agree	Strongly Agree	Rating Average	Response Count
I am able to learn more when I use computers in my school.	10.6% (5)	12.8% (6)	59.6% (28)	17.0% (8)	2.83	47
I work harder on my assignments when I am using a computer.	10.6% (5)	12.8% (6)	72.3% (34)	4.3% (2)	2.70	47
I would be a better student if I got to use technology more in school.	12.8% (6)	23.4% (11)	42.6% (20)	21.3% (10)	2.72	47
Teachers in this school know a lot about how to use computers to help students learn more.	4.4% (2)	15.6% (7)	64.4% (29)	15.6% (7)	2.91	45
There are enough computers in my school for students to use for their schoolwork.	9.1% (4)	50.0% (22)	27.3% (12)	13.6% (6)	2.45	44
I am using computers in my class (es) in ways that other students in this school are not.	34.1% (15)	47.7% (21)	15.9% (7)	2.3% (1)	1.86	44
I have shown other students how to do things with computers.	28.9% (13)	33.3% (15)	33.3% (15)	4.4% (2)	2.13	45
I have shown a teacher how to do things with computers.	37.8% (17)	48.9% (22)	13.3% (6)	0.0% (0)	1.76	45
I use computers more in my class (es) than other students in this school	42.2% (19)	42.2% (19)	13.3% (6)	2.2% (1)	1.76	45
answered question						47
skipped question						4